

BURGAN BANK K.P.S.C

INVESTOR PRESENTATION

Q1'26 FINANCIAL RESULTS

12TH MAY 2026



TABLE OF
CONTENTS

Borgan Bank: Overview	3 - 7
Financial Performance Overview	9 - 15
Summary	17

Burgan Bank: Overview

BURGAN BANK AT A GLANCE

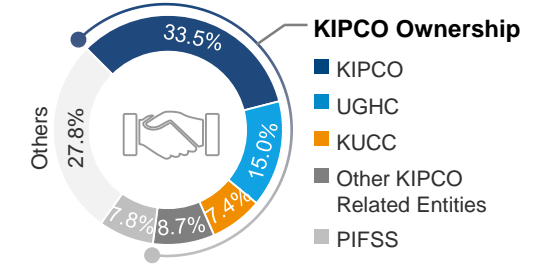
Overview

- Established in 1977 as joint stock company by the Government of Kuwait, the Bank was privatized in 1997
- Leading conventional bank in Kuwait with total assets of KD 9.5bn⁽¹⁾
- Listed on Bursa Kuwait in 1984 with market capitalization of KD 783mn⁽²⁾
- Operates across corporate, retail, private, investment, and treasury segments, serving customers through a network of 124 branches and 282 ATMs⁽¹⁾

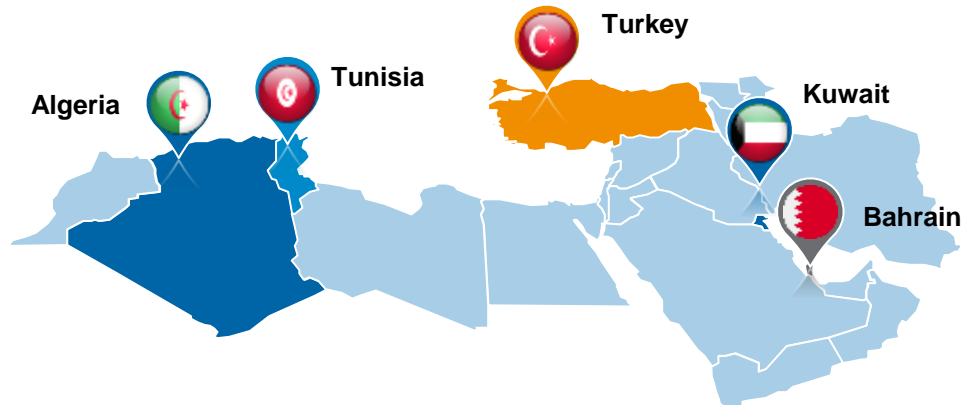
Credit Rating⁽³⁾



Shareholding Structure^{(1), (4)}



Geographical Presence



Awards



Brandon Hall Gold Award of Excellence in Best Learning Strategy



MENA Banking Excellence Award for Best Client Service



J.P. Morgan Elite Quality Recognition Award



Best-in-Class Premium Active Cards Growth in Kuwait



Türkiye's Best Digital Bank by the Global Brand Awards



Bronze Stevie Winner International Business Award















FTSE4Good

Burgan Bank is included in the FTSE4Good Index, reflecting its ESG leadership and commitment to global sustainability standards.

Notes: (1) As at 31st March 2026; (2) Based on share price as at 31st March 2026 (Source: Kuwait Boursa); (3) Fitch - Long Term issuer Default Rating, Moody's - Long Term Deposit Rating, S&P - Long-term Issuer Credit Rating, Capital intelligence - Long Term Foreign Currency Issue Rating; (4) KIPCO: Kuwait Projects Company Holding K.S.C.P., UGHC: United Gulf Holding Company B.S.C.; KUCC: Kuwait United Consulting Company and PIFSS: Public Institution for Social Security.

BURGAN BANK

KUWAIT FOCUSED BANK WITH REGIONAL DIVERSIFICATION

Franchises	Ownership ^{(1),(2)}	Domestic Market Position	Business Model	% of Group Assets ^{(1),(3)}	Scale ⁽¹⁾
 Burgan Bank Kuwait	N/A	A leading conventional Bank in Kuwait	Corporate banking is the core business, with a focus on growing Private Banking, Wealth Management, and Retail	71%	 27  156
 Burgan Bank Turkey	47.6%	Niche player	Corporate and Commercial clients are key segments; one of the best digital banking platform; individual clients focus increased	14%	 28  22
 Gulf Bank Algeria	86.0%	Growing private sector bank	Focused on Trade Finance & Corporate Banking segment; growing Retail franchise	10%	 66  104
 United Gulf Bank	100%	Leading Asset Management & Investment Banking Group	A wholesale conventional bank with an Islamic window, holding a 60% stake in KAMCO Investment Company (KAMCO Invest)	3%	
 Tunis International Bank	86.7%	Offshore bank	Focus on Trade Finance and Financial Institutions business	2%	 3

Notes: (1) As at 31st March 2026; (2) refers to effective shareholding; (3) Total Assets excluding consolidation adjustments.



Our Vision

To be the most **modern and progressive** bank in Kuwait, driven by our **employees, customers, and community.**



Our Mission

- Deliver excellent **customer experience**
- Lead with **innovation**
- Become an **employer of choice**
- Contribute to our **community**
- Pursue opportunities for the **prosperity** of our stakeholders



Our Values

O



Ownership

“We take accountability for our individual and collective behavior”

T



Transparency

“We communicate and discuss openly”

T



Teamwork

“We act collaboratively to unleash our potential”

P



Passion

“We have a strong commitment to everything we do”

Strategic Pillars

A Strengthen Kuwait Business

- Grow & Diversify the Corporate Portfolio
- Double Market Share in Retail
- Build Best-in-class Private Bank & Wealth Management
- Strengthen Liquidity & Risk Profile
- Improve Quality of Service, Cross-sell, & Share of Wallet
- Embed Best-practices, incl. ESG



B Asset Re-Allocation

- Pursue Sale of Non-Core Assets
- Re-Invest in New Markets
- Seek Growth Opportunities in New Segments



C Digital Transformation

- Revamp IT infrastructure with modern technology
- Upgrade IT capabilities & IT security
- Promote Digital Offerings for New Segments



Enablers



Culture Transformation



Brand Equity



Risk and Control



Best Practices

SOLID POSITION IN KUWAIT AND MENAT

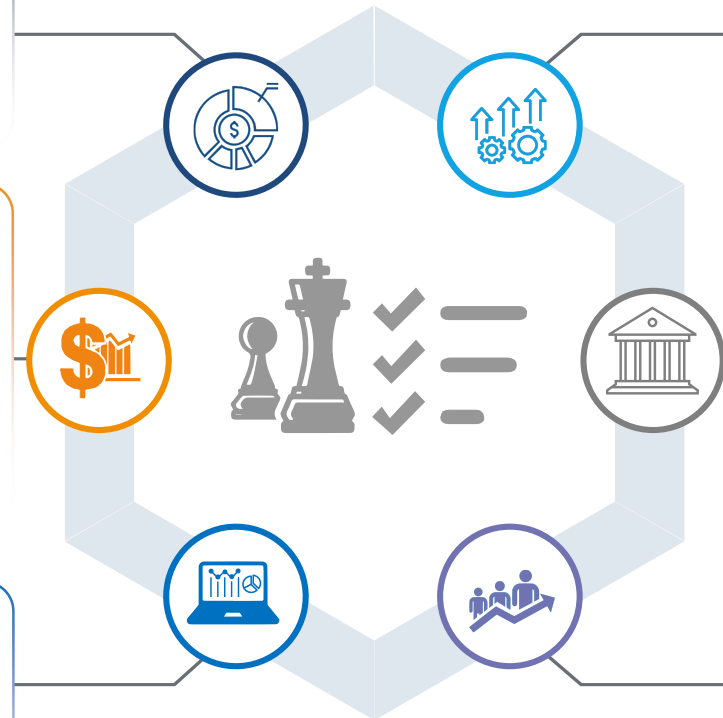
- Second largest conventional bank in Kuwait by asset size⁽¹⁾ with resilient business model
- Strong presence in MENAT countries including Bahrain, Algeria, Tunisia and Turkey

STRONG CAPITAL & LIQUIDITY LEVELS

- Tier I and total CAR stood at 12.5% and 15.9%⁽¹⁾, respectively, remaining well above regulatory requirements.
- Among the lowest loan-to-deposit ratios in Kuwait, complemented by LCR and NSFR levels significantly exceeding regulatory thresholds

FOCUSED ON DIGITALIZATION

- Implementing TCS BaNCS™ to modernize core banking, launched Burgan Lab to drive creativity and digital excellence, and maintained strong ratings for Burgan Kuwait's mobile banking app on both Android and iOS
- BBT's ON platform has scaled rapidly, reaching 1.6 million⁽¹⁾ clients since its launch in late 2021



SUPPORTIVE OPERATING ENVIRONMENT AND STABLE SHAREHOLDERS

- Stable economy with recent positive developments and supportive banking sector enjoying solid growth
- Backed by KIPCO, a regionally renowned investment powerhouse which has supported the Bank since 1997

STRONG CREDIT RATINGS

- Investment Grade credit ratings with stable outlook: A, Baa1, BBB+ and A+ (Fitch, Moody's, S&P and Capital Intelligence)⁽¹⁾
- Consistent performance with improving returns supported by effective strategy.

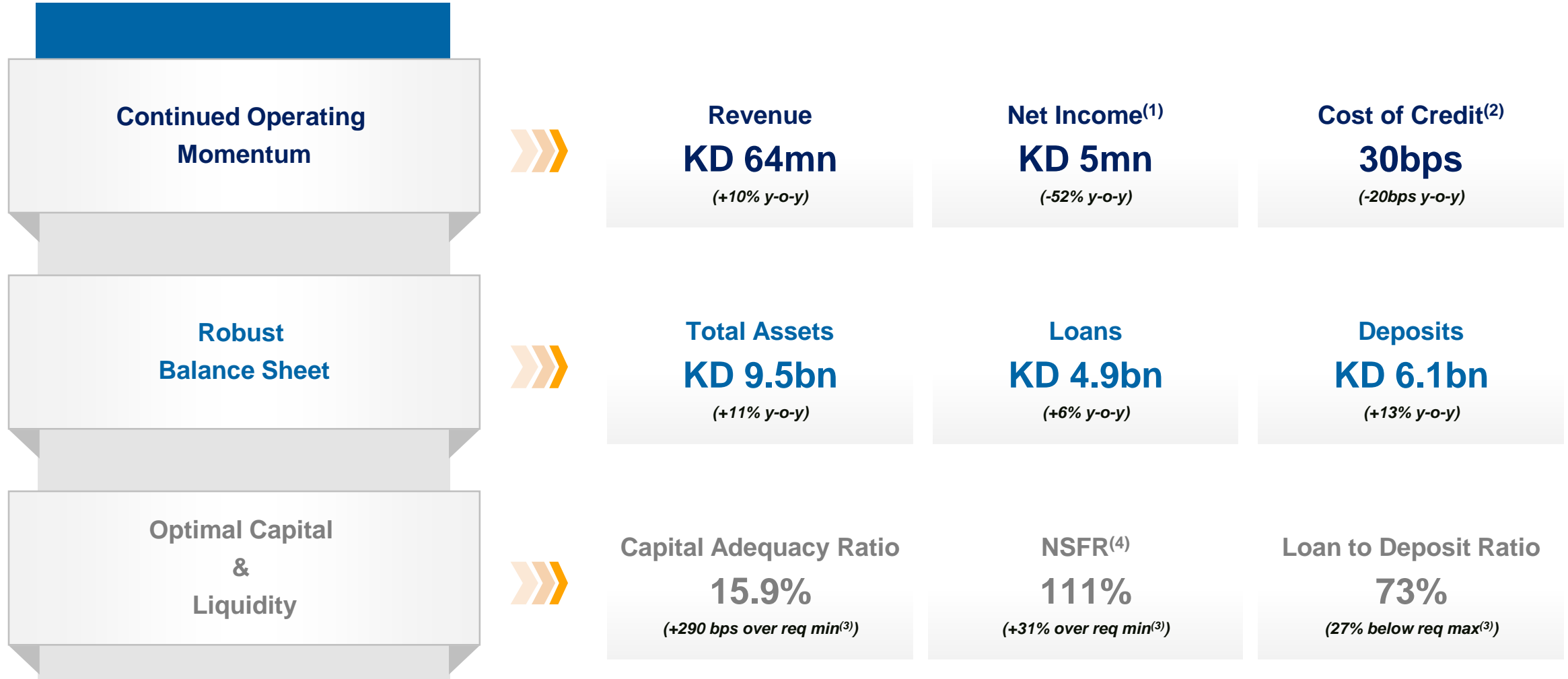
EXPERIENCED MANAGEMENT

- Since 2023, under the newly appointed GCEO, Burgan has implemented a growth-focused strategy to reinforce its core corporate banking strengths while expanding into the retail segment, with a strong emphasis on digitalization.
- The outlook for the subsidiaries remains positive, with Kuwait continuing to act as the key growth engine.

Financial Performance Overview – Q1'26

BURGAN BANK

PERFORMANCE UPDATE – Q1'26

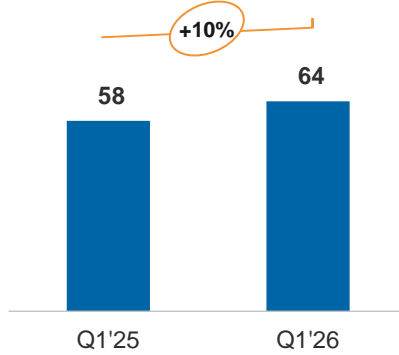


Notes: (1) Net income attributable to the equity holders; (2) Net of recoveries; Annualized; (3) In accordance with Central Bank of Kuwait directive dated 26 March 2026, which introduced financial stimulus measures for the banking sector, the regulatory minimum Capital Adequacy Ratio (CAR) was reduced to 13%, the Net Stable Funding Ratio (NSFR) to 80%, and the Loan-to-Deposit Ratio (LDR) limit was increased to 100%; (4) Refers to the Net Stable Funding Ratio.

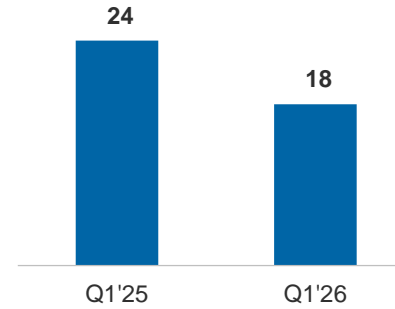
PERFORMANCE HIGHLIGHTS – Q1'26

P&L METRICS

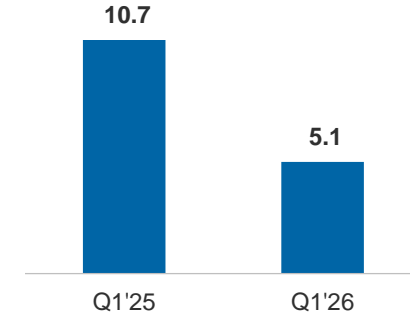
Revenue (KD mn)



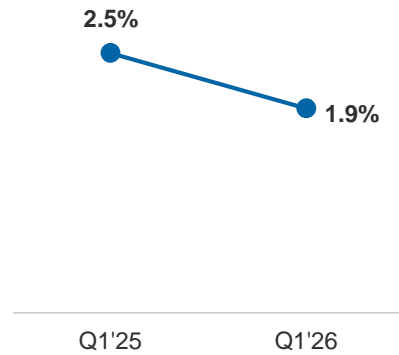
Operating Profit (KD mn)



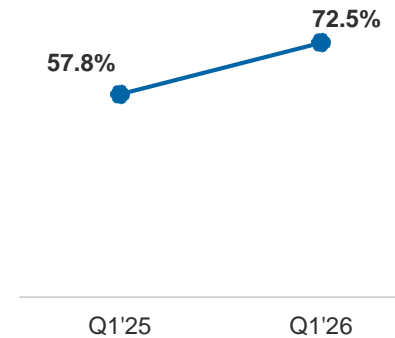
Net Income⁽¹⁾ (KD mn)



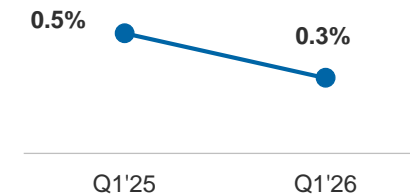
Net Interest Margin (NIM)⁽²⁾ (%)



Cost to Income Ratio (CIR) (%)



Cost of Credit (CoC)⁽³⁾ (%)

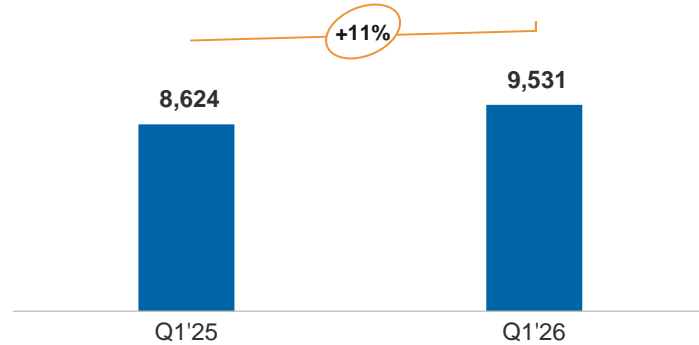


Notes: (1) Net Income attributed to equity holders; (2) Annualized; (3) Cost of Credit (CoC) is calculated as loan loss provisions, net of recoveries, divided by gross loans; annualized.

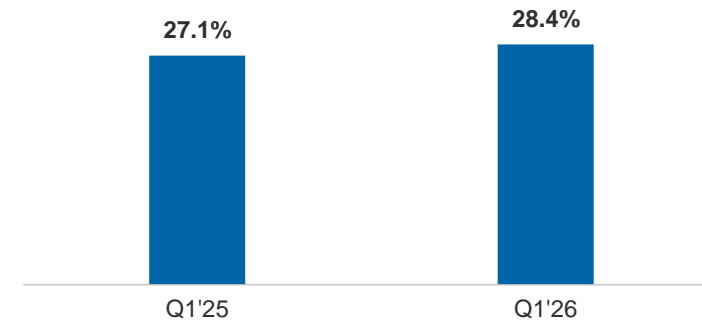
PERFORMANCE HIGHLIGHTS – Q1'26

ASSETS & LOANS

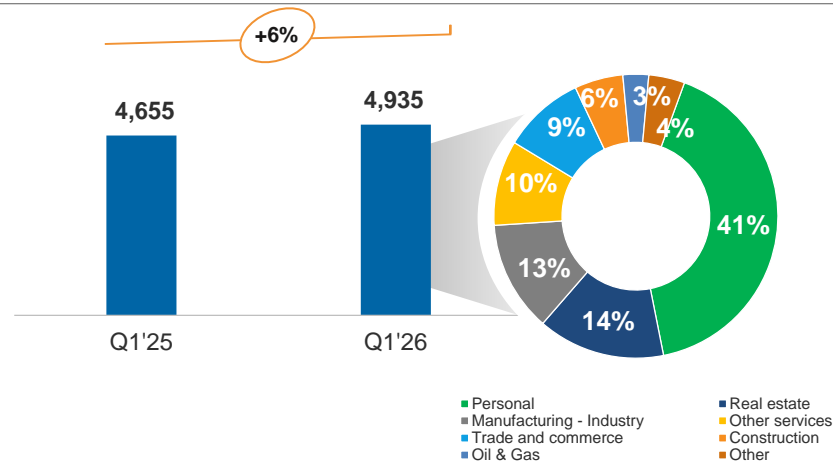
Total Assets (KD mn)



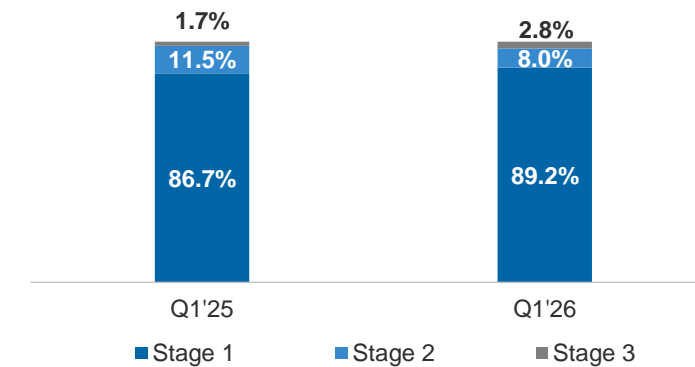
Liquid Assets Ratio⁽¹⁾ (%)



Customer Loans (KD mn) & Sectoral Breakdown (%)⁽²⁾



Loans by Stages⁽³⁾ (%)

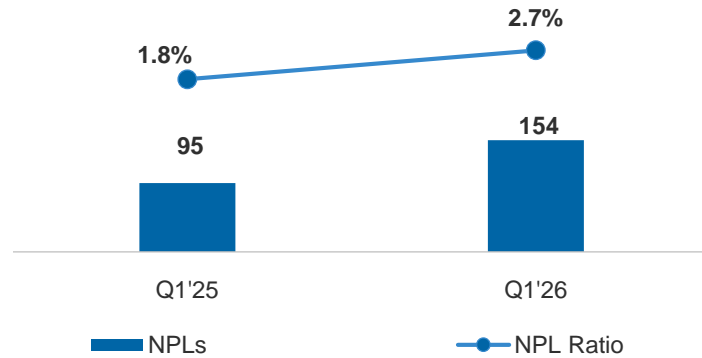


Notes: (1) Computed as Liquid Assets (Cash & cash Equ.+ T-bills / bonds+ Dues from Banks & OFIs) / Total Assets; (2) As per CBK's sector classifications guidelines; (3) Represents IFRS 9 classification.

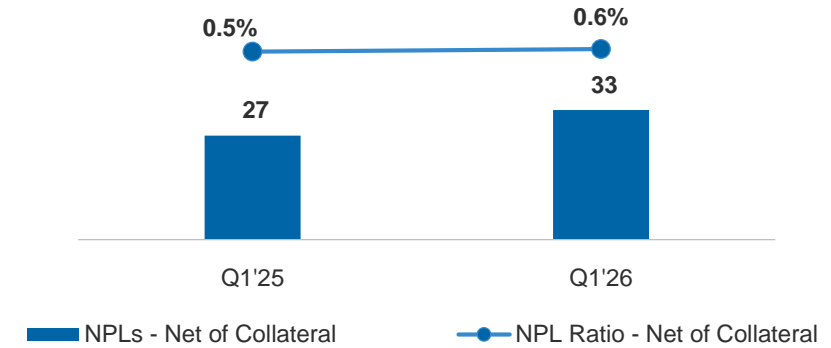
PERFORMANCE HIGHLIGHTS – Q1'26

ASSET QUALITY METRICS

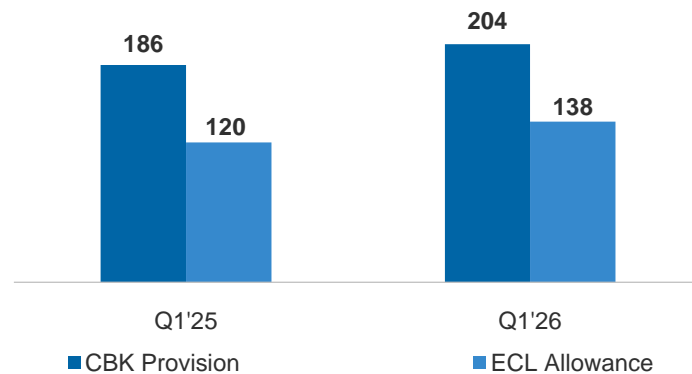
Non-Performing Loans (KD mn) & NPL Ratio (%)



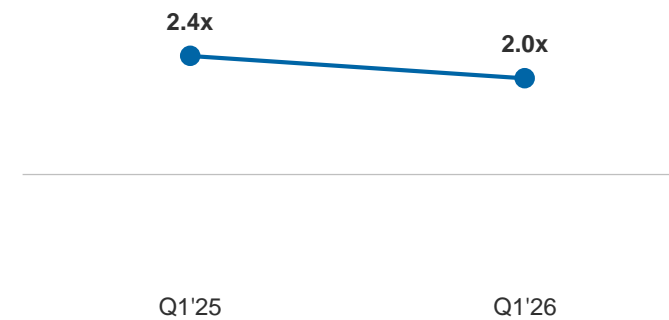
Non-Performing Loans (KD mn) & NPL Ratio (%) – Net of Collaterals



Total Provisions & IFRS 9 ECL Requirements (KD mn)



NPL Coverage⁽¹⁾ (x)

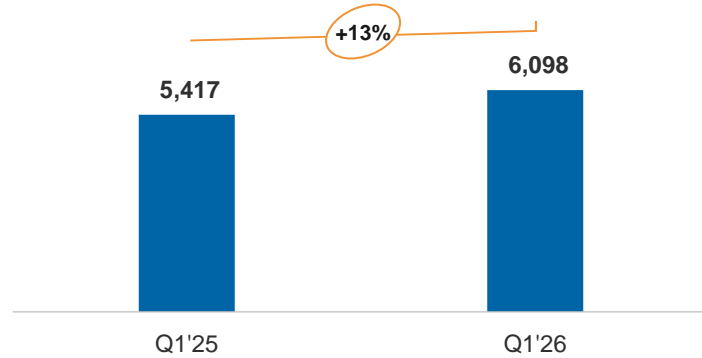


Notes: (1) NPL coverage calculated as (cash provision + collaterals) / NPLs.

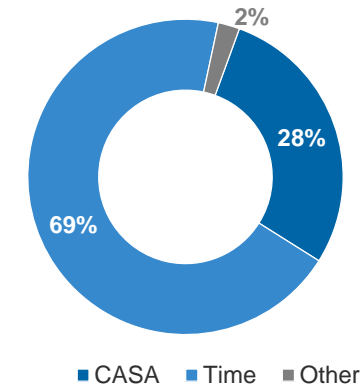
PERFORMANCE HIGHLIGHTS – Q1'26

LIQUIDITY PROFILE

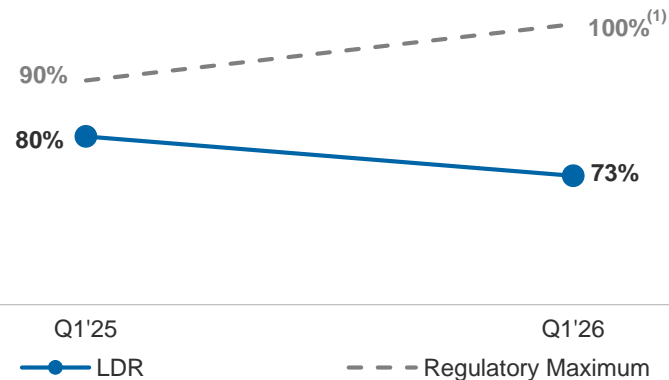
Customer Deposits (KD mn)



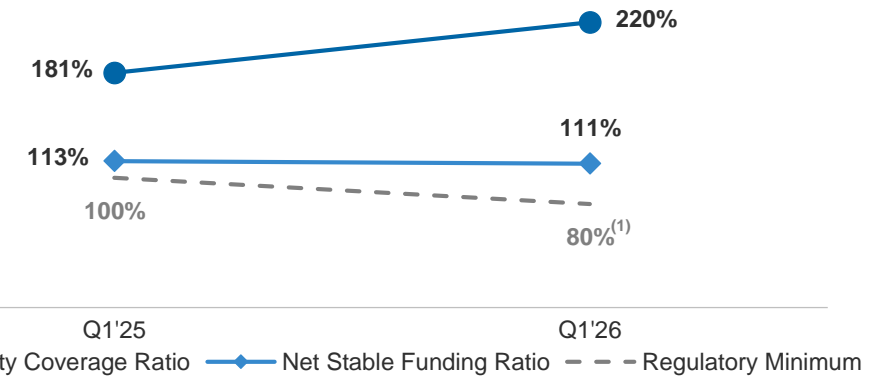
Deposits by Type – Q1'26 (%)



Loan to Deposit Ratio (LDR) (%)



Regulatory Liquidity Metrics⁽²⁾ (%)

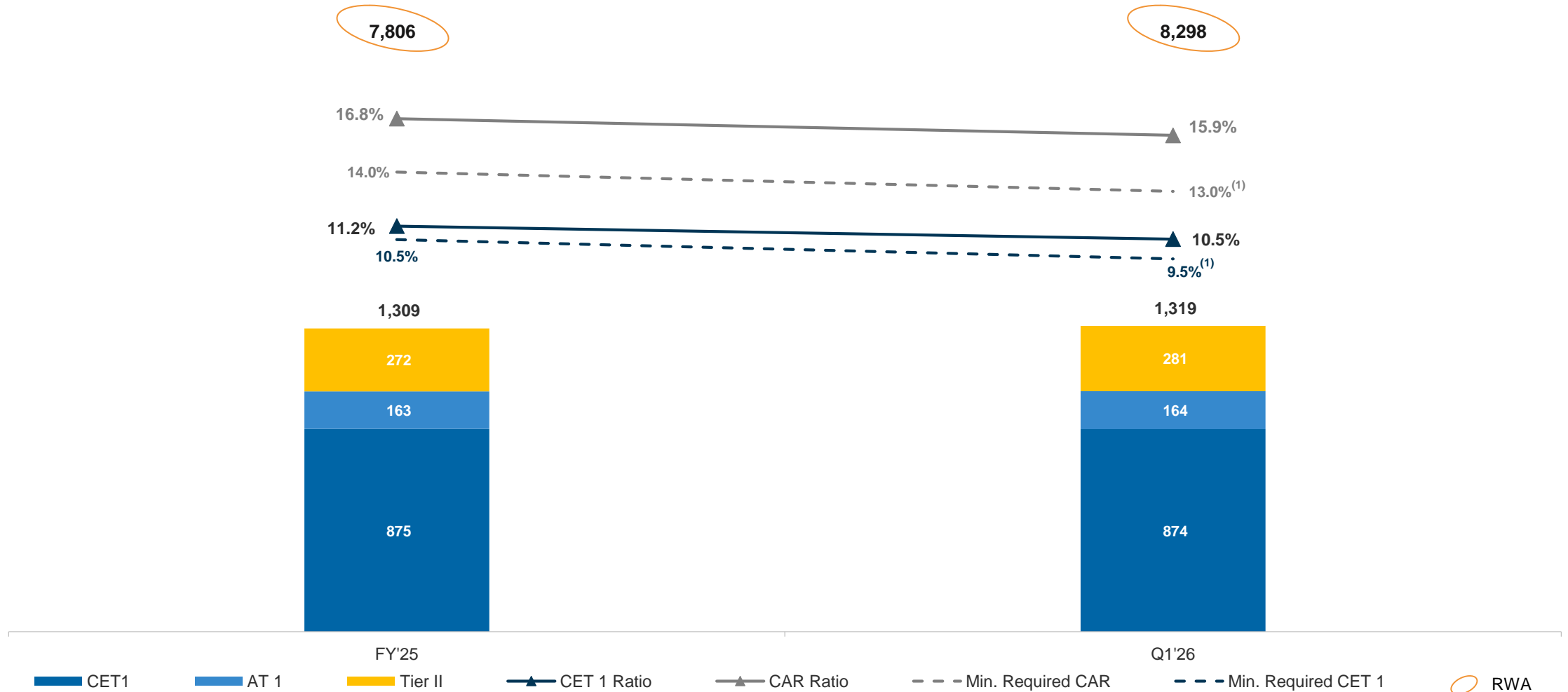


Notes: (1) In accordance with the Central Bank of Kuwait directive dated 26 March 2026, which introduced financial stimulus measures for the banking sector, the Loan-to-Deposit Ratio (LDR) limit was increased to 100%, while the Net Stable Funding Ratio (NSFR) and Liquidity Coverage Ratio (LCR) regulatory minimums were reduced to 80%;(2) Represents daily average ratios for the quarter.

PERFORMANCE HIGHLIGHTS – Q1'26

REGULATORY CAPITAL






Regulatory Capital | (KD mn , %)



Note: (1) In accordance with the Central Bank of Kuwait directive dated 26 March 2026, which introduced financial stimulus measures for the banking sector, the regulatory minimums for the Common Equity Tier 1 (CET1) ratio and Capital Adequacy Ratio (CAR) were reduced to 9.5% and 13%, respectively.

BURGAN BANK

KUWAIT FOCUSED BANK WITH REGIONAL DIVERSIFICATION

Franchises	CONTRIBUTION ⁽¹⁾	KPIs			
	Assets	NIM ⁽²⁾	Cross Sell ⁽³⁾	CoC ^{(2),(4)}	NPL Ratio
Burgan Bank Kuwait 	71%	0.8%	33.8%	(0.2%)	3.0%
Burgan Bank Turkey 	14%	5.8%	29.8%	0.9%	0.4%
Gulf Bank Algeria 	10%	5.4%	33.5%	3.7%	3.4%
United Gulf Bank 	3%	nm ⁽⁴⁾	112.4%	nm ⁽⁵⁾	nm ⁽⁵⁾
Tunis International Bank 	2%	4.1%	24.7%	0.5% ⁽⁶⁾	-

Notes: (1) Contribution percentages haven been rounded-off & are before consol. adj; Contributions in KDs; (2) Annualized; (3) Cross sell computed as non-interest income on revenues; (4) COC computed as loan loss provisions on Gross loans adjusted for recoveries; (5) UGB does not have any material client lending activities at present; (6) TIB's COC computed as loan loss provisions adjusted for recoveries on Gross loans + Dues from banks & OFI's.

Summary

Healthy underlying growth supported by a diversified business model

- ▶ Strong balance sheet expansion and revenue diversification reinforce franchise strength
- ▶ Kuwait remains a key growth driver, supported by disciplined execution

Resilient core performance amid a challenging operating environment

- ▶ Q1'26 earnings impacted by higher expenses, proactive provisioning, and elevated tax charges; underlying performance remains stable
- ▶ Sound asset quality and robust risk frameworks continue to underpin portfolio resilience

Strategic transformation driving future readiness

- ▶ Ongoing investments in digital capabilities and innovation aimed at enhancing customer experience and supporting scalability
- ▶ Expansion of fee-based income and cross-sell initiatives supporting sustainable, asset-light growth

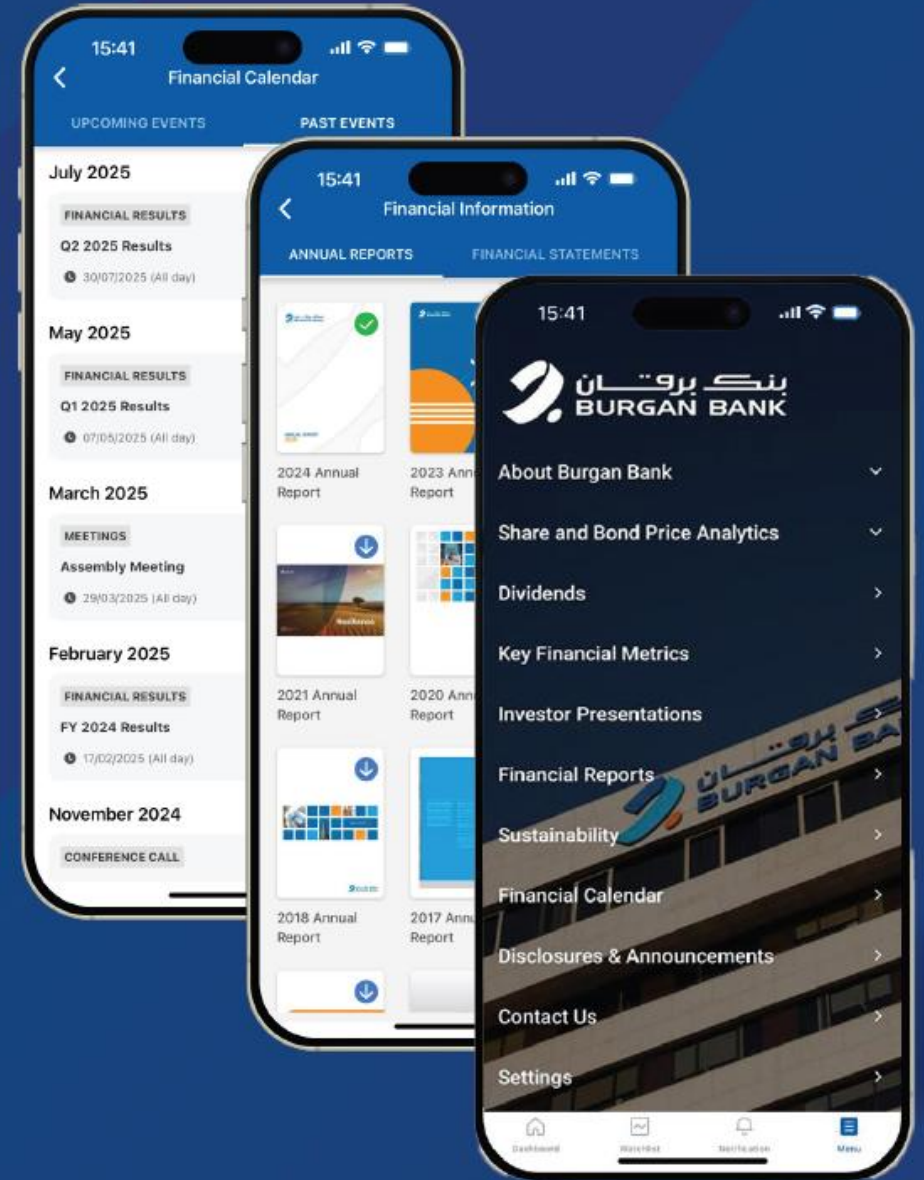
Sustained commitment to sustainability and transparency

- ▶ Published the 2025 Sustainability Report (*English & Arabic*), maintaining its position as the first bank in Kuwait to report, reinforcing ESG transparency
- ▶ Continued progress in embedding ESG across strategy and operations, supporting responsible banking and long-term value creation

Investor Relations App

Our IR App puts the latest financial updates at your fingertips — from share prices and press releases to full financial results and our complete document library. With customizable watchlists, smart notifications, and real-time tracking, the app makes it easy to monitor investments and stay fully informed on the go

Download from iOS App Store and Andriod Play Store



IMPORTANT NOTICE

This presentation has been prepared by Burgan Bank K.P.S.C. and is subject to the applicable laws and regulations in the State of Kuwait. It is for information purposes only and it shall not be reproduced or redistributed to any other person without obtaining Burgan Bank K.P.S.C.'s prior written consent. It does not and shall not constitute either an offer to purchase or buy or a solicitation to purchase or buy or an offer to sell or exchange or a solicitation to sell or exchange any securities of Burgan Bank K.P.S.C.. Neither this presentation nor anything contained herein shall form the basis of any contract, commitment or advice whatsoever. This Presentation must be read in conjunction with all other publicly available information. To the maximum extent permitted by law, Burgan Bank K.P.S.C. and its directors, employees, agents, consultants, affiliates and subsidiaries expressly exclude all liability and responsibility for any loss or damage arising from the use of, or reliance on, the information contained in this presentation or the website whether or not caused by any negligent act or omission. Neither Burgan Bank K.P.S.C. nor any of its directors, employees, agents, consultants, affiliates, or subsidiaries warrant or represent the correctness, accurateness or completeness of the information provided herein. This document is not to be relied upon in any manner as legal, tax or investment advice. Each recipient hereof shall be responsible for conducting its own investigation and analysis of the information contained herein and shall familiarize and acquaint itself with, and adhere to, the applicable local legislations. Except where otherwise expressly indicated herein, this presentation contains time-sensitive information which is based on currently available information to Burgan Bank K.P.S.C. as of the date stated or, if no date is stated, as of the date of this preparation and accordingly does not guarantee specific future results, performances or achievements. The information and the opinions contained herein are subject to change without notice. None of Burgan Bank K.P.S.C. or any of its subsidiaries or affiliates assume any obligation to update or otherwise revise any such information to reflect information that subsequently becomes available or circumstances existing or changes occurring after the date hereof.

FORWARD-LOOKING STATEMENTS

All statements included or incorporated by reference in this presentation, other than statements or characterizations of historical fact, are forward-looking statements. Such forward-looking statements are based on Burgan Bank K.P.S.C.'s current expectations, predictions and estimates and are not guarantees of future performance, achievements or results. Forward-looking statements are subject to and involve risks and uncertainties and actual results, performance or achievements of Burgan Bank K.P.S.C. may differ materially or adversely from those expressed or implied in the forward-looking statements as a result of various factors. In addition, even if Burgan Bank K.P.S.C.'s results of operations, financial condition and the development of the industry in which it operates are consistent with forward-looking statements contained herein, those results or developments may not be indicative of results or developments in subsequent periods. Burgan Bank K.P.S.C. does not undertake to update any forward-looking statements made herein. Past results are not indicative of future performance.

INVESTOR RELATIONS

Contact details below for any enquiries related to Burgan Bank K.P.S.C. and Subsidiaries;

Email: IR@burgan.com

Phone: +965 2298 8654